



3.1

**Audited Statement of Income and Expenditure
certified by Finance officer last 5 years**

Greater Noida Institute of Technology (Engg. Institute)

**Plot No. 7, Knowledge Park II, Greater Noida
Uttar Pradesh 201310 India**

GREATER NOIDA INSTITUTE OF TECHNOLOGY (ENGG INSTITUTE)
PLOT NO-7,KNOWLEDGE PARK-II,GREATER NOIDA

2017-18

SCHEDULE OF FIXED ASSETS AS ON 31.03.2018

S.NO.	PARTICULARS	WDV AS ON 01.04.2017	ADDITION		TRF/SALES		TOTAL	RATE OF DEP	DEPRECIATION AS ON 31.03.18	WDV AS ON 31.03.2018
			UPTO 30.09.17	UP TO 31.03.18	UPTO 30.09.17	UP TO 31.03.18				
1	Land Plot No.-7	36941640.00	0.00	0.00	0.00	0.00	36941640.00	0%	0.00	36941640.00
2	Building	291923742.60	0.00	0.00	0.00	0.00	291923742.60	5%	14596187.00	277327555.60
3	Building Under Const	30548993.00	42607119.00	58165109.00	0.00	0.00	131321221.00	0%	0.00	131321221.00
4	Liabrary Books	5574390.69	6376659.00	2470450.00	0.00	0.00	14421499.69	25%	3296569.00	11124930.69
5	Computer & Software	1469252.73	375242.00	1198201.00	0.00	0.00	3042695.73	60%	1466157.00	1576538.73
6	D.G.Set	1721518.00	0.00	0.00	0.00	0.00	1721518.00	15%	259228.00	1463290.00
7	Furniture & Fixture	26161159.94	10355681.00	6362014.00	0.00	0.00	42878854.94	10%	3969785.00	38909069.94
8	Lab Equipments	4811140.13	339186.00	220547.00	0.00	0.00	5370873.13	15%	789090.00	4581783.13
9	Motor Vehicle	10183195.10	1100863.00	3686575.00	0.00	0.00	14970633.10	15%	1969102.00	13001531.10
10	Office Equipments	6499005.17	707981.00	747000.00	0.00	0.00	7953986.17	15%	1137073.00	6816913.17
11	Lift (Elevator)	0.00	0.00	2066160.00	0.00	0.00	2066160.00	15%	154962.00	1911198.00
12	Bus	5822575.19	1851337.00	0.00	0.00	0.00	7673912.19	15%	1151087.00	6522825.19
13	Electric Installation	468409.37	0.00	0.00	0.00	0.00	468409.37	15%	70261.00	398148.37
	Total	422125021.92	63714068.00	74916056.00	0.00	0.00	560755145.92		28858501.00	531896644.92

57337409 72445606
 = 129783015/-



For Greater Noida Institute of Technology
(Engg Institute)

Bishan Lal Gupta
 Bishan Lal Gupta
 (Chairman)

Rajesh Kumar Gupta
 Rajesh Kumar Gupta
 (Vice Chairman)

2018-19

GREATER NOIDA INSTITUTE OF TECHNOLOGY (ENGG INSTITUTE)
PLOT NO-7, KNOWLEDGE PARK-II, GREATER NOIDA

SCHEDULE OF FIXED ASSETS AS ON 31.03.2019

S.NO.	PARTICULARS	WDV AS ON 01.04.2018	ADDITION		TRF/SALES		TOTAL	RATE OF DEP	DEPRECIATION AS ON 31.03.19	WDV AS ON 31.03.2019
			UPTO 30.09.18	UP TO 31.03.19	UPTO 30.09.18	UP TO 31.03.19				
1	Land Plot No.-7	36941640.00	0.00	0.00	0.00	0.00	36941640.00	0%	0.00	36941640.00
2	Building	277327555.60	1396410.00	0.00	0.00	0.00	278723965.60	5%	13936198.00	264787767.60
3	Building Under Const	131321221.00	57684290.00	6986004.00	0.00	0.00	195991515.00	0%	0.00	195991515.00
4	Liabrary Books	11124930.69	3647339.00	849724.00	0.00	0.00	15621993.69	25%	3799283.00	11822710.69
5	Computer & Software	1576538.73	1705338.00	135688.00	0.00	0.00	3417564.73	40%	1339888.00	2077676.73
6	D.G.Set	1463290.00	0.00	0.00	0.00	0.00	1463290.00	15%	219494.00	1243796.00
7	Furniture & Fixture	38909069.94	4008258.00	1707118.00	0.00	0.00	44624445.94	10%	4377089.00	40247356.94
8	Lab Equipments	4581783.13	9200.00	74584.00	0.00	0.00	4665567.13	15%	694241.00	3971326.13
9	Motor Vehicle	13001531.10	5046609.00	0.00	730610.00	1060272.00	16257258.10	15%	2518109.00	13739149.10
10	Office Equipments	6816913.17	999299.00	127082.00	0.00	0.00	7943294.17	15%	1181963.00	6761331.17
11	Lift (Elevator)	1911198.00	0.00	0.00	0.00	0.00	1911198.00	15%	286680.00	1624518.00
12	Bus	6522825.19	0.00	1967018.00	0.00	0.00	8489843.19	15%	1125950.00	7363893.19
13	Electric Installation	398148.37	119180.00	0.00	0.00	0.00	517328.37	15%	77599.00	439729.37
	Total	531896644.92	74615923.00	11847218.00	730610.00	1060272.00	616568903.92		29556494.00	587012409.92

69572174 10997499

= 80569668/-

For Greater Noida Institute of Technology
(Engg Institute)

Bishan Lal Gupta
(Chairman)

Rajesh Kumar Gupta
(Vice Chairman)


GREATER NOIDA INSTITUTE OF TECHNOLOGY (ENGG INSTITUTE)
PLOT NO-7, KNOWLEDGE PARK-II, GREATER NOIDA

2019-20

SCHEDULE OF FIXED ASSETS AS ON 31.03.2020

S.NO.	PARTICULARS	WDV AS ON 01.04.2019	ADDITION		TRF/SALES		TOTAL	RATE OF DEP	DEPRECIATION AS ON 31.03.20	WDV AS ON 31.10.2019
			UPTO 30.09.19	UP TO 31.03.20	UPTO 30.09.19	UP TO 31.03.20				
1	Land Plot No.-7	36941640.00	0.00	0.00	0.00	0.00	36941640.00	0%	0.00	36941640.00
2	Building	264787767.60	0.00	0.00	0.00	0.00	264787767.60	5%	13239388.00	251548379.60
3	Building Under Const	195991515.00	0.00	0.00	120000000.00	0.00	75991515.00	0%	0.00	75991515.00
4	Books	11822710.69	1113459.00	1080223.00	0.00	0.00	14016392.69	25%	3369070.00	10647322.69
5	Computer & Software	2077676.73	0.00	885472.00	0.00	0.00	2963148.73	40%	1008165.00	1954983.73
6	D.G.Set	1243796.00	0.00	0.00	0.00	0.00	1243796.00	15%	186569.00	1057227.00
7	Furniture & Fixture	40247356.94	4135079.00	226055.00	0.00	0.00	44608490.94	10%	4449546.00	40158944.94
8	Lab Equipments	3971326.13	0.00	0.00	0.00	0.00	3971326.13	15%	595699.00	3375627.13
9	Motor Vehicle	13739149.10	0.00	362800.00	2050000.00	0.00	12051949.10	15%	1780582.00	10271367.10
10	Office Equipments	6761331.17	4972958.00	0.00	0.00	0.00	11734289.17	15%	1760143.00	9974146.17
11	Lift (Elevator)	1624518.00	6007505.00	0.00	0.00	0.00	7632023.00	15%	1144803.00	6487220.00
12	Bus	7363893.19	0.00	0.00	0.00	0.00	7363893.19	15%	1104584.00	6259309.19
13	Electric Installation	439729.37	0.00	0.00	0.00	0.00	439729.37	15%	65959.00	373770.37
Total		587012409.92	16229001.00	2554550.00	122050000.00	0.00	483745960.92		28704508.00	455041452.92

15115592 1474327
 = 16589869/-



For Greater Noida Institute of Technology
(Engg Institute)

Bishan Lal Gupta
 Bishan Lal Gupta
 (Chairman)

Bajrang Lal Gupta
 Bajrang Lal Gupta
 (Auth. Signatory)

2020-21

GREATER NOIDA INSTITUTE OF TECHNOLOGY (ENGG INSTITUTE)
PLOT NO-7, KNOWLEDGE PARK-II, GREATER NOIDA

SCHEDULE OF FIXED ASSETS AS ON 31.03.2021

S.NO	PARTICULARS	WDV AS ON 01.04.2020	ADDITION		TRF/SALES		TOTAL	RATE OF DEP	DEPRECIATION AS ON 31.03.21	WDV AS ON 31.03.2021
			UPTO 30.09.20	UP TO 31.03.21	UPTO 30.09.20	UP TO 31.03.21				
1	Land Plot No. 7	36941640.00	0.00	0.00	0.00	0.00	36941640.00	0%	0.00	36941640.00
2	Building	251548379.60	0.00	0.00	0.00	0.00	251548379.60	5%	12577419.00	238970960.60
3	Building Under Const	75991515.00	0.00	0.00	44637500.00	0.00	31354015.00	0%	0.00	31354015.00
4	Books	10647322.69	440949.00	526164.00	0.00	0.00	11614435.69	25%	2837838.00	8776597.69
5	Computer & Software	1954983.73	0.00	1610808.00	0.00	0.00	3565791.73	40%	1104155.00	2461636.73
6	D.G.Set	1057227.00	0.00	0.00	0.00	0.00	1057227.00	15%	158584.00	898643.00
7	Furniture & Fixture	40158944.94	124962.00	1539085.00	1500000.00	0.00	40322991.94	10%	3955345.00	36367646.94
8	Lab Equipments	3375627.13	248640.00	439000.00	0.00	0.00	4063267.13	15%	576565.00	3486702.13
9	Motor Vehicle	10271367.10	0.00	0.00	0.00	0.00	10271367.10	15%	1540705.00	8730662.10
10	Office Equipments	9974146.17	177200.00	52080.00	0.00	0.00	10203426.17	15%	1526608.00	8676818.17
11	Lift (Elevator)	6487220.00	0.00	0.00	0.00	0.00	6487220.00	15%	973083.00	5514137.00
12	Bus	6259309.19	0.00	0.00	0.00	0.00	6259309.19	15%	938896.00	5320413.19
13	Electric Installation	373770.37	0.00	0.00	0.00	0.00	373770.37	15%	56066.00	317704.37
Total		455041452.92	991751.00	4167137.00	46137500.00	0.00	414062840.92		26245264.00	387817576.92

550802 3690973

= 4191775.00/-




For Greater Noida Institute of Technology
(Engg Institute)

Bishan Lal Gupta
Bishan Lal Gupta
(Trustee)

Bajrang Lal Gupta
Bajrang Lal Gupta
(Trustee)


GREATER NOIDA INSTITUTE OF TECHNOLOGY (ENGG INSTITUTE)
PLOT NO-7, KNOWLEDGE PARK-II, GREATER NOIDA

SCHEDULE OF FIXED ASSETS AS ON 31.03.2022

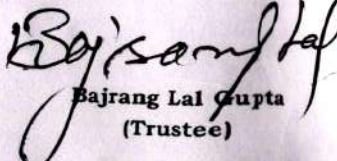


S.NO.	PARTICULARS	WDV AS ON 01.04.2021	ADDITION		TRF/SALES		TOTAL	RATE OF DEP	DEPRECIATION AS ON 31.03.22	WDV AS ON 31.03.2022
			UPTO 30.09.21	UP TO 31.03.22	UPTO 30.09.21	UP TO 31.03.22				
			1	Land Plot No.-7	3,69,41,640.00	-				
2	Building	23,89,70,960.60	-	-	-	-	23,89,70,960.60	5%	1,19,48,548.00	22,70,22,412.60
3	Building Under Const	3,13,54,015.00	11,55,865.00	24,40,555.00	-	-	23,89,70,960.60	5%	1,19,48,548.00	22,70,22,412.60
4	Books	87,76,597.69	1,048.00	7,577.00	-	-	3,49,50,435.00	0%	-	3,49,50,435.00
5	Computer & Software	24,61,636.73	10,50,120.00	-	-	-	87,85,222.69	25%	21,95,359.00	65,89,863.69
6	D.G.Set	8,98,643.00	-	-	-	-	35,11,756.73	40%	14,04,703.00	21,07,053.73
7	Furniture & Fixture	3,63,67,646.94	17,32,519.00	26,98,825.00	-	-	8,98,643.00	15%	1,34,796.00	7,63,847.00
8	Lab Equipments	34,86,702.13	3,63,970.00	1,33,698.00	-	-	4,07,98,990.94	10%	39,44,958.00	3,68,54,032.94
9	Motor Vehicle	87,30,662.10	-	-	-	-	39,84,370.13	15%	5,87,628.00	33,96,742.13
10	Office Equipments	86,76,818.17	9,82,800.00	23,24,237.00	-	-	87,30,662.10	15%	13,09,599.00	74,21,063.10
11	Lift (Elevator)	55,14,137.00	-	-	-	-	1,19,83,855.17	15%	16,23,261.00	1,03,60,594.17
12	Bus	53,20,413.19	-	-	-	-	55,14,137.00	15%	8,27,121.00	46,87,016.00
13	Electric Installation	3,17,704.37	-	-	-	-	53,20,413.19	15%	7,98,062.00	45,22,351.19
	Total	38,78,17,576.92	52,86,322.00	76,04,892.00	-	-	40,07,08,790.92	15%	47,656.00	2,70,048.37
									2,48,21,691.00	37,58,87,099.92




Rajesh Kumar Gupta
 (Trustee)

For Greater Noida Institute of Technology
 (Engg Institute)


Bajrang Lal Gupta
 (Trustee)

2017-18

GREATER NOIDA INSTITUTE OF TECHNOLOGY (ENGG INSTITUTE)
PLOT NO-7, KNOWLEDGE PARK-II, GREATER NOIDA

INCOME & EXPENDITURE AS ON 31.03.2018

PARTICULARS	AMOUNT	PARTICULARS	AMOUNT
To Admission Exp.	3,008,994.00	By Tution Fee Received	272,798,940.00
To Advertisement & Publicity	9,806,467.00	By Other Receipts	42,705,235.90
To Audit Fee	236,000.00		
To Authority Exp.	496,500.00		
To Bank Charges	1,985,422.15		
To Bank Interest	11,990,947.76		
To Donations	156,500.00		
To E.S.I. Expenses	185,017.00		
To Electricity Charges	10,259,779.95		
To ESI & PF Demand	923.00		
To Faculty Development Charges	296,901.00		
To Fee Concession	1,557,800.00		
To Fee & Subscription	2,079,480.00		
To Festival Charges	1,384,084.00		
To Garden Exp.	1,111,949.00		
To General & Misc Exp.	795,091.00		
To Generator Exp.	2,254,081.00		
To Housekeeping Exp.	1,888,579.00		
To Insurance Charges	1,510,688.00		
To Interest on Vehicle Loan	1,152,889.33		
To Interest on TDS	2,682.00		
To Interest on Secured Loan	10,802,285.01		
To Interest on Unsecured Loan	441,805.00		
To Interest on Term Loan	7,043,243.14		
To Internet Charges	1,173,034.00		
To Journals	844,062.00		
To Laboratory Consumable	133,704.00		
To Legal Consultancy Charges	2,941,420.00		
To Lease Rent	5,000,000.00		
To Medical Exp.	404,136.00		
To Meeting & Saminar Exp.	1,197,130.00		
To Books & Perioducals	52,754.00		
To Office Maint. Exp.	347,588.00		
To P.F. Expenses	150,985.00		



For Greater Noida Institute of Technology

[Signature]
Chairman

[Signature]
A. S. D.


To Postage & Telegram	312,544.00		
To Printing & Stationery	1,678,321.00		
To Repair & Maint (Building)	17,494,967.00		
To Repair & Maint (Computer)	1,136,435.00		
To Repair & Maint (Furniture)	1,220,153.00		
To Repair & Maint (General)	1,200,967.00		
To Repair & Maint (Lab)	29,772.00		
To Salary	150,159,398.00		
To Security Service Charges	1,507,156.00		
To Short & Excess	(3,135.64)		
To Sports Exp.	1,575.00		
To Staff Welfare	1,715,618.00		
To Student Welfare	14,796,357.00		
To TDS Demand	200.00		
To Telephone Charges	490,272.00		
To Training & Placement Exp.	728,317.00		
To Travelling Exp.	721,424.00		
To Vehicle Running & Maint Charges	2,791,818.00		
To Depereciation	28,858,501.00		
To Excess of Income Over Expenditure	7,970,595.20		
	315,504,175.90		315,504,175.90

AUDITOR'S REPORT

As per our separate report of even date
For GOYAL MALHOTRA & ASSOCIATES
Chartered Accountants

(Manoj Goyal)
Partner
M.No.: 098958

Place: Noida
Date: 29/10/2018



For Greater Noida Institute of Technology
(Engg Institute)

Bishan Lal Gupta
Bishan Lal Gupta
(Chairman)

Rajesh Kumar Gupta
Rajesh Kumar Gupta
(Vice Chairman)

2018-19

**GREATER NOIDA INSTITUTE OF TECHNOLOGY (ENGG INSTITUTE)
PLOT NO-7, KNOWLEDGE PARK-II, GREATER NOIDA**

INCOME & EXPENDITURE AS ON 31.03.2019

PARTICULARS	AMOUNT	PARTICULARS	AMOUNT
To Admission Exp.	2,347,040.00	By Tution Fee Received	255,989,340.00
To Advertisement & Publicity	7,805,905.00	By Other Receipts	34,114,810.80
To Audit Fee	265,500.00		
To Bank Charges	725,006.40		
To Bank Interest	22,184.00		
To Conveyance Charges	500,886.00		
To Donations	98,500.00		
To E.S.I. Expenses	164,358.00		
To Electricity Charges	8,331,502.00		
To ESI & PF Demand	84,962.00		
To Examination Expenses	1,755,786.00		
To Faculty Development Charges	1,146,910.00		
To Fee Concession	4,345,680.00		
To Fee & Subscription	1,339,490.00		
To Festival Charges	329,752.00		
To Garden Exp.	805,603.00		
To General & Misc Exp.	441,280.00		
To Generator Exp.	1,917,662.00		
To Housekeeping Exp.	2,972,716.00		
To Insurance Charges	1,154,186.00		
To Interest on Vehicle Loan	1,190,371.38		
To Interest on TDS	40,748.00		
To Interest on Secured Loan	5,998,305.19		
To Interest on Unsecured Loan	21,721.00		
To Interest on Term Loan	10,442,539.54		
To Internet Charges	898,442.00		
To Journals	1,009,216.00		
To Laboratory Consumable	1,277,321.00		
To Legal Consultancy Charges	4,599,631.00		
To Lease Rent	2,590,627.00		
To Medical Exp.	228,688.00		
To Meeting & Saminar Exp.	1,147,614.00		
To Books & Periodicals	262,836.00		
To Office Maint. Exp.	2,002,442.00		
To P.F. Expenses	124,414.00		
To Postage & Telegram	304,449.00		
To Printing & Stationery	1,244,721.00		
To Processing Fee	1,050,000.00		
To Repair & Maint (Building)	18,278,061.00		
To Repair & Maint (Computer)	995,547.00		
To Repair & Maint (Furniture)	1,589,730.00		
To Repair & Maint (General)	1,270,985.00		
To Repair & Maint (Lab)	115,450.00		
To Salary	141,846,967.00		
To Security Service Charges	1,150,434.00		



For Greater Noida Institute of Technology.

Auth Signatory Chairman

To Short & Excess	70,586.07		
To Sports Exp.	208,746.00		
To Staff Welfare	1,240,375.00		
To Student Welfare	9,666,331.00		
To Telephone Charges	491,144.02		
To Training & Placement Exp.	2,834,230.00		
To Travelling Exp.	845,611.00		
To Vehicle Running & Maint Charges	3,630,410.30		
To Depereciation	29,556,494.00		
To Excess of Income Over Expenditure	5,324,054.90		
	290,104,150.80		290,104,150.80

AUDITOR'S REPORT

As per our separate report of even date
 For GOYAL MALHOTRA & ASSOCIATES
 Chartered Accountants

[Handwritten signature of Manoj Goyal]


(Manoj Goyal)

Partner

M.No.: 098958

Place: Noida

Date: 25/10/2019



For Greater Noida Institute of Technology
 (Engg Institute)

[Handwritten signature of Bishan Lal Gupta]

Bishan Lal Gupta
 (Chairman)

[Handwritten signature of Rajesh Kumar Gupta]

Rajesh Kumar Gupta
 (Vice Chairman)

2019-20

GREATER NOIDA INSTITUTE OF TECHNOLOGY (ENGG INSTITUTE)
PLOT NO-7, KNOWLEDGE PARK-II, GREATER NOIDA

INCOME & EXPENDITURE AS ON 31.03.2020

PARTICULARS	AMOUNT	PARTICULARS	AMOUNT
To Admission Exp.	7,019,266.18	By Tuition Fee Received	245,878,660.00
To Advertisement & Publicity	11,852,016.00	By Other Receipts	28,730,161.20
To Audit Fee	278,775.00		
To Bank Charges	759,928.59		
To Bank Interest	6,619,804.33		
To Conveyance Charges	701,766.00		
To E.S.I. Expenses	101,686.00		
To Electricity Charges	5,525,001.96		
To Faculty Development Charges	692,935.00		
To Fee Concession	3,087,375.00		
To Fee & Subscription	1,186,828.00		
To Festival Charges	472,956.00		
To Garden Exp.	1,570,867.00		
To General & Misc Exp.	582,259.70		
To Generator Exp.	1,191,993.00		
To Housekeeping Exp.	1,951,532.00		
To Insurance Charges	1,237,978.00		
To Interest on Vehicle Loan	650,603.10		
To Interest on TDS	56,796.00		
To Interest on Secured Loan	5,184,235.50		
To Interest on Unsecured Loan	2,679,805.00		
To Interest on Term Loan	9,149,553.84		
To Internet Charges	551,830.00		
To Journals	389,339.00		
To Laboratory Consumable	524,238.00		
To Legal Consultancy Charges	2,418,944.00		
To Loan Processing Fee	250,000.00		
To Medical Exp.	136,820.00		
To Meeting & Seminar Exp.	407,151.00		
To Membership Fee	12,980.00		
To Books & Periodicals	259,176.00		
To Office Maint. Exp.	234,211.00		
To P.F. Expenses	126,018.00		
To Postage & Telegram	160,076.00		
To Printing & Stationery	816,571.00		
To Repair & Maint (Building)	13,475,161.00		
To Repair & Maint (Computer)	350,630.00		
To Repair & Maint (Furniture)	1,918,000.00		
To Repair & Maint (General)	794,488.00		
To Repair & Maint (Lab)	25,036.00		
To Salary	131,853,131.00		
To Security Service Charges	1,601,387.00		
To Short & Excess			
To Sports Exp.	101,483.00		
To Staff Welfare	1,323,266.00		
To Student Welfare	5,837,546.00		



For Greater Noida Institute of Technology


Prasanna
Chairman

Bayasmita
Auth. Signatory

To Telephone Charges	367,922.14		
To Training & Placement Exp.	1,656,627.00		
To Travelling Exp.	1,563,768.04		
To Vehicle Running & Maint Charges	2,814,014.56		
To Water Exp.	1,484,100.00		
To Depereciation	28,704,508.00		
To Excess of Income Over Expenditure	11,896,438.26		
	274,608,821.20		274,608,821.20

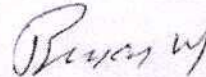
AUDITOR'S REPORT

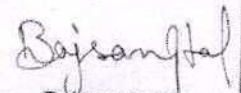
As per our seperate report of even date
For GOYAL MALHOTRA & ASSOCIATES
Chartered Accountants



(Manoj Goyal)
Partner
Membership No: 098958

For Greater Noida Institute of Technology
(Engg Institute)


Bishan Lal Gupta
(Chairman)


Bajrang Lal Gupta
(Auth. Signatory)

Place : Noida
Date:13/01/2021



GREATER NOIDA INSTITUTE OF TECHNOLOGY (ENGG INSTITUTE)
PLOT NO-7, KNOWLEDGE PARK-II, GREATER NOIDA

INCOME & EXPENDITURE AS ON 31.03.2021

PARTICULARS	AMOUNT	PARTICULARS	AMOUNT
To Admission Exp.	6,285,932.00	By Tution Fee Received	190,406,720.00
To Advertisement & Publicity	9,799,957.00	By Other Receipts	22,944,894.52
To Annual Day Charges	344,379.00		
To Audit Fee	292,050.00		
To Bank Charges	475,416.68		
To Bank Interest	8,332,009.32		
To Conveyance Charges	529,837.00		
To Donation	137,000.00		
To E.S.I. Expenses	62,849.00		
To ESI & PF Demand	4,541.00		
To Electricity Charges	5,511,942.50		
To Faculty Development Charges	120,540.00		
To Fee Concession	2,240,880.00		
To Fee & Subscription	554,563.90		
To Festival Charges ;	334,282.00		
To Garden Exp.	1,519,221.00		
To General & Misc Exp.	484,775.80		
To Generator Exp.	1,422,885.00		
To Housekeeping Exp.	717,112.00		
To Insurance Charges	777,775.00		
To Interest on Vehicle Loan	516,481.90		
To Interest on TDS	41,938.00		
To Interest on Secured Loan	6,028,274.85		
To Interest on Unsecured Loan	3,018,014.00		
To Interest on Term Loan	7,167,893.32		
To Internet Charges	250,957.00		
To Journals	17,600.00		
To Laboratory Consumable	192,249.00		
To Lease Rent	1,425,000.00		
To Legal Consultancy Charges	3,088,864.00		
To Loan Processing Fee	796,500.00		
To Medical Exp.	104,457.00		
To Meeting & Saminar Exp.	373,416.00		
To Membership Fee	105,010.00		
To Books & Periodicals	232,847.00		
To Office Maint.Exp.	165,400.00		
To P.F. Expenses	142,686.00		
To Postage & Telegram	129,630.00		
To Printing & Stationery	1,418,688.00		
To Repair & Maint (Building)	6,488,992.00		
To Repair & Maint (Computer)	480,471.00		
To Repair & Maint (Furniture)	200,468.00		
To Repair & Maint (General)	677,023.00		
To Repair & Maint (Lab)	6,000.00		
To Salary	141,274,438.00		
To Security Service Charges	728,754.00		
To Short & Excess	(7,128.00)		
To Sports Exp.			
To Staff Welfare	1,375,106.00		
To Student Welfare	1,937,448.00		



AK

Bijsonjal

Bijsonjal

To Telephone Charges	254,446.45		
To Training & Placement Exp.			
To Travelling Exp.	1,827,020.00		
To Vehicle Running & Maint Charges	2,040,784.32		
To Water Exp.	246,020.84		
To Depreciation	26,245,264.00		
To Excess of Income Over Expenditure	(35,587,347.36)		
	213,351,614.52		213,351,614.52

For Ashok Kumar Malhotra & Associates
Chartered Accountants
Firm Regn No : 014498C

A. Malhotra

Ashok Kumar Malhotra
Proprietor
Membership No 082258
Place : Delhi
Date : 14/02/2022

For Greater Noida Institute of Technology
(Engg Institute)

B. Lal Gupta

Bishan Lal Gupta
(Trustee)

B. Lal Gupta


Bajrang Lal Gupta
(Trustee)



**GREATER NOIDA INSTITUTE OF TECHNOLOGY (ENGG INSTITUTE)
PLOT NO-7, KNOWLEDGE PARK-II, GREATER NOIDA**

INCOME & EXPENDITURE AS ON 31.03.2022

PARTICULARS	AMOUNT	PARTICULARS	AMOUNT
To Admission Exp.	1,14,33,780.00	By Tution Fee Received	29,01,23,060.00
To Advertismnt & Publicity	1,68,09,489.00	By Other Receipts	46,61,537.06
To Annual Day Charges	56,305.00		
To Bank Interest	1,78,21,540.51		
To Bank Charges	6,86,157.97		
To Education Care (Fair)	20,000.00		
To Commission	10,00,000.00		
To Conveyance Charges	6,16,712.00		
To Donation	32,000.00		
To Examination Exp	23,652.00		
To Electricity Charges	73,49,457.00		
To Faculty Development Charges	8,14,598.00		
To Fee Concession	16,78,635.00		
To Fee & Subscription	11,04,980.00		
To Festival Charges	3,95,391.00		
To Garden Exp.	21,15,005.00		
To General & Misc Exp.	7,19,314.00		
To Generator Exp.	12,07,379.00		
To Housekeeping Exp.	21,63,484.00		
To Insurance Charges	8,50,944.00		
To Interest on Vehicle Loan	3,56,066.10		
To Interest on TDS	22,066.00		
To Interest on Secured Loan	58,42,999.04		
To Interest on Unsecured Loan	21,17,335.50		
To Internet Charges	3,87,481.00		
To Journals	2,04,096.00		
To Laboratory Consumable	2,59,386.00		
To Late Payment Charges	31,093.00		
To Legal Consultancy Charges	30,03,184.00		
To Medical Exp.	1,26,402.00		
To Meeting & Saminar Exp.	15,65,556.00		
To Membership Fee	5,51,780.00		
To Books & Perioducals	2,48,989.08		
To Office Maint.Exp.	6,99,157.00		
To Processing Fee	6,59,463.87		
To Postage & Telegram	1,86,890.03		
To Printing & Stationery	64,18,272.00		
To Repair & Maint (Building)	1,63,20,504.35		
To Repair & Maint (Computer)	19,62,238.00		
To Repair & Maint (Furniture)	27,34,379.00		
To Repair & Maint (General)	16,25,737.00		
To Repair & Maint (Lab)	32,568.00		
To Research & Development Exp	12,000.00		
To Salary	18,25,44,185.00		
To Security Service Charges	11,12,432.00		
To Short & Excess	(105.25)		
To Sports Exp.	1,43,477.00		
To Staff Welfare	18,21,037.00		
To Student Welfare	12,81,035.00		



To Telephone Charges	4,55,952.93			
To Training & Placement Exp.	50,000.00			
To Travelling Exp.	27,69,943.00			
To Vehicle Running & Maint Charges	25,93,248.91			
To Uniform	39,35,453.00			
To Depereciation	2,48,21,691.00			
To Excess of Income Over Expenditure	(3,90,10,218.97)			
	29,47,84,597.06			29,47,84,597.06

AUDITOR'S REPORT

As per our separate report of even date

For B.K. Gupta & Co.
Chartered Accountants

For Greater Noida Institute of Technology
(Engg. Institute)



Partner
Membership No-071418
Place : Lucknow
Date : 29.09.2022
UDIN: 22071418AXONLC4151


Rajesh Kumar Gupta
(Trustee)

Bajrang Lal Gupta
(Trustee)



GREATER NOIDA INSTITUTE OF TECHNOLOGY (ENGG INSTITUTE)
PLOT NO-7, KNOWLEDGE PARK-1, GREATER NOIDA
INCOME & EXPENDITURE AS ON 31,03.2018 (2017-18)

S. No.	PARTICULARS	AMOUNT(INR Lakhs)
1	To Admission Exp.	3008994.000
2	To Advertisement & Publicity	9806467.000
3	To Bank Charges	1985422.15
4	To Electricity Charges	10259779.950
5	To Faculty Development Charges	296901.000
6	To Fee Concession	1557800.000
7	To Fee & Subscription	2079480.000
8	To Festival Charges	1384084.000
9	To Garden Exp.	1111949.000
10	To General & Misc Exp	795091.000
11	To Generator Exp	2254081.000
12	To Housekeeping Exp.	1888579.000
13	To Insurance Charges	1510688.000
14	To Internet Charges	1173034.000
15	To Journals	844062.000
16	To Laboratory Consumable	133704.000
17	To Meeting & Saminar Exp.	1197130.000
18	To Bookg & Perioducals	52754.000
19	To Offide Maint.Exp.	347588.000
20	To Postage& Telegram	312544.000
21	To Printung & Stationery	1678321.000
22	To Repair & Maint (Building)	17494967.000
23	To Repair & Maint (Computer)	1136435.000
24	To Repair & Maint (Puriture)	1220153.000
25	To Repair & Maint (General)	1200967.000
26	To Repair & Maint (Lab)	29772.000
27	To Sports Exp.	1575.000
28	To Staff Wellare	1715618.000
29	To Student Welfare	14796357.000
30	To Telephone Charges	490272.000
31	To Training & Placement Exp.	728317.000
32	To Travelling Exp.	721424.000
33	To Vehicle Running & Maint Charges	2791818.000
	Total	845.8470



Syeda

GREATER NOIDA INSTITUTE OF TECHNOLOGY (ENGG INSTITUTE)
PLOT NO-7, KNOWLEDGE PARK-1, GREATER NOIDA
INCOME & EXPENDITURE AS ON 31.03.2019 (2018-19)

S. No.	PARTICULARS	AMOUNT(INR Lakhs)
1	To Admission Exp.	2347040.00
2	To Advertismet & Publicity	7805905.00
3	To Bank Charges	725006.40
4	To Electricity Charges	8331502.00
5	To Bxamination Expenses	1755786.00
6	To Faculty Development Charges	1146910.00
7	To Fee Concession	4345680.00
8	To Fee & Subscription	1339490.00
9	To Festival Charges	329752.00
10	To Garden Exp.	805603.00
11	To General & Misc Exp	441280.00
12	To Generator Exp	1917662.00
13	To Housekeeping Exp.	2972716.00
14	To Insurance Charges	1154186.00
15	To Internet Charges	898442.00
16	To Journals	1009216.00
17	To Laboratory Consumable	1277321.00
18	To Meeting & Saminar Exp.	1147614.00
19	To Bookg & Perioducals	262836.00
20	To Office Maint.Exp.	2002442.00
21	To Postage& Telegram	304449.00
22	To Printung & Stationery	1244721.00
23	To Repair & Maint (Building)	18278061.00
24	To Repair & Maint (Computer)	995547.00
25	To Repair & Maint (Puriture)	1589730.00
26	To Repair & Maint (General)	1270985.00
27	To Repair & Maint (Lab)	115450.00
28	To Sports Exp.	208746.00
29	To Staff Wellare	1240375.00
30	To Student Welfare	9666331.00
31	To Telephone Charges	491144.00
32	To Training & Placement Exp.	2834230.00
33	To Travelling Exp.	845611.00
34	To Vehicle Running & Maint Charges	3630410.00
	Total	838.33767



Sigoda

**GREATER NOIDA INSTITUTE OF TECHNOLOGY (ENGG INSTITUTE)
PLOT NO-7, KNOWLEDGE PARK-1, GREATER NOIDA
INCOME & EXPENDITURE AS ON 31,03.2020 (2019-20)**

S. No.	PARTICULARS	AMOUNT(INR Lakhs)
1	To Admission Exp.	7019266.18
2	To Advertisement & Publicity	11852016.00
3	To Bank Charges	759928.59
4	To Electricity Charges	5525001.96
5	To Faculty Development Charges	692935.00
6	To Fee Concession	3087375.00
7	To Fee & Subscription	1186828.00
8	To Festival Charges	472956.00
9	To Garden Exp.	1570867.00
10	To General & Misc Exp	582259.70
11	To Generator Exp	1191993.00
12	To Housekeeping Exp.	1951532.00
13	To Insurance Charges	1237978.00
14	To Internet Charges	551830.00
15	To Journals	389339.00
16	To Laboratory Consumable	524238.00
17	To Meeting & Saminar Exp.	407151.00
18	Membership fees	12980.00
19	To Books & Periodicals	259176.00
20	To Office Maint.Exp.	234211.00
21	To Postage & Telegram	160076.00
22	To Printung & Stationery	816571.00
23	To Repair & Maint (Building)	13475161.00
24	To Repair & Maint (Computer)	350630.00
25	To Repair & Maint (Puriture)	1918000.00
26	To Repair & Maint (General)	794488.00
27	To Repair & Maint (Lab)	25036.00
28	To Sports Exp.	101483.00
29	To Staff Wellare	1323266.00
30	To Student Welfare	5837546.00
31	To Telephone Charges	367922.14
32	To Training & Placement Exp.	1656627.00
33	To Travelling Exp.	1563768.04
34	To Vehicle Running & Maint Charges	2814014.56
35	Water Exp.	1484100.00
	Total	721.97647



Syed

GREATER NOIDA INSTITUTE OF TECHNOLOGY (ENGG INSTITUTE)
PLOT NO-7, KNOWLEDGE PARK-1, GREATER NOIDA
INCOME & EXPENDITURE AS ON 31,03.2021 (2020-21)

S. No.	PARTICULARS	AMOUNT(INR Lakhs)
1	To Admission Exp.	6285932.00
2	To Advertisement & Publicity	9799957.00
3	To Annual Day Charges	344379.00
4	To Bank Charges	475416.68
5	To Electricity Charges	5511942.50
6	To Faculty Development Charges	120540.00
7	To Fee Concession	2240880.00
8	To Fee & Subscription	554563.90
9	To Festival Charges	334282.00
10	To Garden Exp.	1519221.00
11	To General & Misc Exp	484775.80
12	To Generator Exp	1422885.00
13	To Housekeeping Exp.	717112.00
14	To Insurance Charges	777775.00
15	To Generals	17600.00
16	To Laboratory Consumable	192249.00
17	To Meeting & Saminar Exp.	373416.00
18	Membership fees	105010.00
19	To Books & Perioducals	232847.00
20	To Office Maint.Exp.	165400.00
21	To Postage& Telegram	129630.00
22	To Printung & Stationery	1418688.00
23	To Repair & Maint (Building)	64488992.00
24	To Repair & Maint (Computer)	480471.00
25	To Repair & Maint (Furniture)	200468.00
26	To Repair & Maint (General)	677023.00
27	To Repair & Maint (Lab)	6000.00
28	To Staff Wellare	1375106.00
29	To Student Welfare	1937448.00
30	To Telephone Charges	254446.45
31	To Travelling Exp.	1827020.00
32	To Vehicle Running & Maint Charges	2040784.32
33	Water Exp.	246020.84
	Total	440.48484



S. S. Sada

GREATER NOIDA INSTITUTE OF TECHNOLOGY (ENGG INSTITUTE)
PLOT NO-7, KNOWLEDGE PARK-1, GREATER NOIDA
INCOME & EXPENDITURE AS ON 31.03.2022 (2021-22)

S. No.	PARTICULARS	AMOUNT(INR Lakhs)
1	To Admission Exp.	11433780.00
2	To Advertisement & Publicity	16809489.00
3	To Annual Day Charges	56305.00
4	To Bank Charges	686157.97
5	To Examination Exp.	23652.00
6	To Electricity Charges	7349457.00
7	To Faculty Development Charges	814598.00
8	To Fee Concession	1678635.00
9	To Fee & Subscription	1104980.00
10	To Festival Charges	395391.00
11	To Garden Exp.	2115005.00
12	To General & Misc Exp	719314.00
13	To Generator Exp	1207379.00
14	To Housekeeping Exp.	2163484.00
15	To Insurance Charges	850944.00
16	To Internet Charges	387481.00
17	To Generals	204096.00
18	To Laboratory Consumable	259386.00
19	To Meeting & Saminar Exp.	1565556.00
20	Membership fees	551780.00
21	To Books & Periodicals	248989.08
22	To Office Maint.Exp.	699157.00
23	To Postage& Telegram	186890.03
24	To Printung & Stationery	6418272.00
25	To Repair & Maint (Building)	16320504.35
26	To Repair & Maint (Computer)	1962238.00
27	To Repair & Maint (Furniture)	2734379.00
28	To Repair & Maint (General)	1625737.00
29	To Repair & Maint (Lab)	32568.00
30	To Research and Development Exp	12000.00
31	To Sports Exp	143477.00
32	To Staff Wellare	1821037.00
33	To Student Welfare	1281035.00
34	To Telephone Charges	455952.93
35	To Training and Placement Exp	50000.00
36	To Travelling Exp.	2769943.00
37	To Vehicle Running & Maint Charges	2593248.91
	Total	897.32295



Safada

**GREATER NOIDA INSTITUTE OF TECHNOLOGY (ENGG INSTITUTE)
PLOT NO-7, KNOWLEDGE PARK-1, GREATER NOIDA
INCOME & EXPENDITURE AS ON 31,03.2022 (2021-22)**

Total Expenditure excluding salary of last five Years

Year	Expenditure on Infrastructure excluding Salary	Expenditure on Infrastructure augmentation excluding Salary	Total Expenditure(INR in Lakhs)
2017-18	845.84704	1297.83015	2143.67719
2018-19	838.33767	805.69668	1644.03435
2019-20	721.97647	165.89869	887.87516
2020-21	440.48484	41.91775	482.40259
2021-22	897.32295	128.82589	1026.14884

